

Oak Creek Community Development District

Board of Supervisors

- | | |
|---|---|
| <input type="checkbox"/> David Gerald, Chairman | <input type="checkbox"/> Mark Vega, District Manager |
| <input type="checkbox"/> Lisa Vaile, Vice Chairman | <input type="checkbox"/> Vivek Babbar, District Counsel |
| <input type="checkbox"/> Ryan Gilbertsen, Assistant Secretary | <input type="checkbox"/> Robert Dvorak, District Engineer |
| <input type="checkbox"/> Michael Rudman, Assistant Secretary | |
| <input type="checkbox"/> Sam Watson, Assistant Secretary | |

Meeting Agenda September 18, 2023 – 6:00 P.M.

*****MASKS ARE REQUIRED*****

1. **Call to Order / Roll Call**
2. **Pledge of Allegiance**
3. **Audience Comments (3) minute time limit**
4. **Consent Agenda**
 - A. Approval of May 15, 2023 and July 17, 2023 Minutes [Page 2]
 - B. Acceptance of the Financial Report [Page 7]
5. **Staff Reports**
 - A. District Counsel
 - B. District Engineer
 - C. District Manager
 - D. Aquatics Report
 - i. July and August 2023 [Page 21]
 - ii. Midge Fly Inspection Reports [Page 54]
6. **Old Business**
7. **Supervisor Requests and Comments**
8. **Adjournment**

Next Meeting November 20, 2023

**Meeting Location:
5827 Dean Dairy Road
Zephyrhills, FL 33541**

www.oakcreekcdd.org

**MINUTES OF MEETING
OAK CREEK
COMMUNITY DEVELOPMENT DISTRICT**

The regular meeting of the Board of Supervisors of the Oak Creek Community Development District was held on Monday, May 15, 2023 at 6:00 p.m. at 5827 Dean Dairy Road, Zephyrhills, Florida.

Present and constituting a quorum were:

David Gerald	Chairman
Lisa Vaile	Vice Chairperson
Ryan Gilbertson	Assistant Secretary
Michael Rudman	Assistant Secretary (via phone)
Sam Watson	Assistant Secretary

Also, present:

Mark Vega	District Manager
Residents	

The following is a summary of the minutes and actions taken.

FIRST ORDER OF BUSINESS **Call to Order / Roll Call**

- Mr. Vega called the meeting to order and called the roll.

On MOTION by Mr. Gerald seconded by Ms. Vaile, with all in favor, to allow Mr. Rudman to participate via phone was approved. 4/0
--

SECOND ORDER OF BUSINESS **Pledge of Allegiance**

- The Pledge of Allegiance was recited.

THIRD ORDER OF BUSINESS **Public Comments on Agenda Items (3)
Minute Time Limit**

- Comments were received from two residents.

FOURTH ORDER OF BUSINESS **Consent Agenda**

- A. Approval of the March 20, 2023 Minutes
- B. Acceptance of the Financial Report
- C. Report on Number of Registered Voters – 1,149

On MOTION by Mr. Watson seconded by Mr. Gilbertson, with all in favor, the Consent Agenda was approved as amended. 5/0
--

FIFTH ORDER OF BUSINESS

Staff Reports

- A. District Counsel**
 - None.
- B. District Engineer**
 - Mr. Dvorak present the Pulte Force Main.
- C. District Manager**
 - i. Discussion of FY 2024 Budget**
 - a. Consideration of Resolution 2023-4, Rescheduling the Public Hearing**
 - Mr. Vega discussed the FY 2024 budget.

On MOTION by Mr. Gerald seconded by Mr. Rudman, with all in favor, Resolution 2023-4 rescheduling the public hearing was adopted. 5/0
--

- D. Aquatics Report**
 - i. April 2023**
 - ii. Midge Fly Inspection Report**
 - Mr. Watson requested legal opinion on causation.
 - Mr. Rudman requested the definition of moderate in the midge report.
 - Mr. Watson requested how the drought is affecting the midge fly growth cycle.

SIXTH ORDER OF BUSINESS

Old Business

- None.

SEVENTH ORDER OF BUSINESS

Supervisor Requests and Comments

- Ms. Vaile stated the umbrellas are currently attached to follow up with Bruce.
- Ms. Vaile stated the irrigation at the end of Blue Ash are irrigating the residents' bushes.
- Mr. Rudman stated they are missing bushes on bridge and vegetation is growing over the creek.
- The bench is being moved around by the basketball patrons.

EIGHTH ORDER OF BUSINESS

Adjournment

With there being no other business,

On MOTION by Mr. Gilbertson seconded by Mr. Watson, with all in favor, the meeting was adjourned. 5/0
--

Mark Vega, Secretary

**MINUTES OF MEETING
OAK CREEK
COMMUNITY DEVELOPMENT DISTRICT**

The regular meeting of the Board of Supervisors of the Oak Creek Community Development District was held on Monday, July 17, 2023 at 6:14 p.m. at 5827 Dean Dairy Road, Zephyrhills, Florida.

Present and constituting a quorum were:

David Gerald	Chairman
Lisa Vaile	Vice Chairperson
Michael Rudman	Assistant Secretary
Sam Watson	Assistant Secretary

Also, present:

Mark Vega	District Manager
Residents	

The following is a summary of the minutes and actions taken.

FIRST ORDER OF BUSINESS

Call to Order / Roll Call

- Mr. Vega called the meeting to order and called the roll.

SECOND ORDER OF BUSINESS

Pledge of Allegiance

- The Pledge of Allegiance was recited.

THIRD ORDER OF BUSINESS

**Public Comments on Agenda Items (3)
Minute Time Limit**

- Comments were received from residents.

FOURTH ORDER OF BUSINESS

Consent Agenda

A. Acceptance of the Fiscal Year 2024 Meeting Schedule

- The consensus of the Board is to approve as amended.

FIFTH ORDER OF BUSINESS

Staff Reports

A. District Counsel

- None.

B. District Engineer

- None.

On MOTION by Mr. Watson seconded by Mr. Gerald, with all in favor, to work with WREC on additional lighting at the amenity center. 4/0

C. District Manager

i. Public Hearing of Fiscal Year 2023/2024 Final Budget

On MOTION by Mr. Watson seconded by Mr. Rudman, with all in favor, the public hearing was opened at 6:48 p.m. 4/0

a. Consideration of Resolution 2023-05 Adopting the Fiscal Year 2023/2024 Budget

On MOTION by Mr. Gerald seconded by Mr. Watson, with all in favor, Resolution 2023-05 a resolution of the Board of Supervisors of the Oak Creek Community Development District adopting a budget for the fiscal year beginning October 1, 2023, and ending September 30, 2024, and providing for an effective date was adopted. 4/0

ii. Public Hearing to Consider Levy of 2023/2024 Assessments

a. Consideration of Resolution 2023-06 Levying Assessments

On MOTION by Mr. Gerald seconded by Mr. Watson, with all in favor, Resolution 2023-06 a resolution of the Board of Supervisors of the Oak Creek Community Development District imposing annually recurring operations and maintenance non-ad valorem special assessments, providing for collection and enforcement of all District special assessments; certifying an assessment roll; providing for amendment of the assessment roll; providing for challenges and procedural irregularities; providing for severability; providing for an effective date was adopted. 4/0

On MOTION by Mr. Watson seconded by Mr. Gerald, with all in favor, the public hearing was closed at 7:01 p.m. 4/0

D. Aquatics Report

i. April 2023

ii. Midge Fly Inspection Report

iii. Blue Water FY 2023/2024 Contract Increase

On MOTION by Ms. Vaile seconded by Mr. Watson, with all in favor, the Blue Water FY 2023/2024 contract increase was approved. 4/0

SIXTH ORDER OF BUSINESS

Old Business

- Stolen grill – press charges and not to drop pool card access charges of \$25 and \$50. Consensus 4/0.
- Ask Mr. Babbar to send friendly reminder of third offense.
- The consensus is pavilions are first come first serve.

SEVENTH ORDER OF BUSINESS

Supervisor Requests and Comments

- Mr. Rudman addressed thinning out trees on way to stop sign.
- Ms. Vaile addressed Pickford Court tree trimming proposal.
- Mr. Gerald noted from 7:50 p.m. to 8:06 p.m. the gate is all the way up.
- Daily log sent to Board.
- Quote for better camera to see a gnat's eyeball at night. Max 11 cameras with specs.

EIGHTH ORDER OF BUSINESS

Adjournment

With there being no other business,

On MOTION by Mr. Gilbertson seconded by Mr. Watson, with all in favor, the meeting was adjourned. 4/0
--

Mark Vega, Secretary

**Oak Creek
Community Development District**

Financial Report

July 31, 2023

Prepared by:



Table of Contents

FINANCIAL STATEMENTS

Balance Sheet - All Funds	Page 1
Statement of Revenues, Expenditures and Changes in Fund Balances	
General Fund	Page 2 - 4
Debt Service Fund	Page 5

SUPPORTING SCHEDULES

Non-Ad Valorem Special Assessments	Page 6
Cash and Investment Report	Page 7
Bank Reconciliation	Page 8
Check Register	Page 9 - 11

**Oak Creek
Community Development District**

Financial Statements

(Unaudited)

July 31, 2023

Balance Sheet

July 31, 2023

ACCOUNT DESCRIPTION	GENERAL FUND	SERIES 2015 DEBT SERVICE FUND	TOTAL
ASSETS			
Cash - Checking Account	\$ 544,531	\$ -	\$ 544,531
Due From Other Funds	-	2,647	2,647
Investments:			
Money Market Account	92,086	-	92,086
Acquisition & Construction Account	-	7,988	7,988
Escrow A	-	20	20
Prepayment Fund (A-2)	-	4,028	4,028
Reserve Fund (A-1)	-	153,927	153,927
Reserve Fund (A-2)	-	51,978	51,978
Revenue Fund A	-	95,498	95,498
Sinking Fund (A-1)	-	55	55
Sinking Fund (A-2)	-	15	15
Prepaid Items	6,800	-	6,800
Deposits	4,600	-	4,600
TOTAL ASSETS	\$ 648,017	\$ 316,156	\$ 964,173
LIABILITIES			
Accounts Payable	\$ 12,466	\$ -	\$ 12,466
Due To Other Funds	2,647	-	2,647
TOTAL LIABILITIES	15,113	-	15,113
FUND BALANCES			
Nonspendable:			
Prepaid Items	6,800	-	6,800
Deposits	4,600	-	4,600
Restricted for:			
Debt Service	-	316,156	316,156
Assigned to:			
Operating Reserves	127,463	-	127,463
Reserves - Other	120,125	-	120,125
Unassigned:	373,916	-	373,916
TOTAL FUND BALANCES	\$ 632,904	\$ 316,156	\$ 949,060
TOTAL LIABILITIES & FUND BALANCES	\$ 648,017	\$ 316,156	\$ 964,173

Statement of Revenues, Expenditures and Changes in Fund Balances

For the Period Ending July 31, 2023

ACCOUNT DESCRIPTION	ANNUAL ADOPTED BUDGET	AMENDED BUDGET	YEAR TO DATE ACTUAL	YTD ACTUAL AS A % OF AMENDED BUD	JUL-23 ACTUAL
REVENUES					
Interest - Investments	\$ 300	\$ 300	\$ 10,278	3426.00%	\$ 2,208
Interest - Tax Collector	100	100	193	193.00%	-
Special Assmnts- Tax Collector	598,231	598,231	598,231	100.00%	-
Special Assmnts- Discounts	(23,929)	(23,929)	(22,875)	95.60%	-
Other Miscellaneous Revenues	-	-	36,861	0.00%	-
Access Cards	249	249	676	271.49%	105
TOTAL REVENUES	574,951	574,951	623,364	108.42%	2,313
EXPENDITURES					
Administration					
P/R-Board of Supervisors	10,000	10,000	6,000	60.00%	-
FICA Taxes	765	765	547	71.50%	-
ProfServ-Arbitrage Rebate	600	600	-	0.00%	-
ProfServ-Dissemination Agent	1,000	1,000	-	0.00%	-
ProfServ-Engineering	30,000	30,000	15,434	51.45%	-
ProfServ-Legal Services	13,000	13,000	2,682	20.63%	153
ProfServ-Mgmt Consulting	47,533	47,533	39,611	83.33%	3,961
ProfServ-Property Appraiser	150	150	150	100.00%	-
ProfServ-Trustee Fees	3,233	3,233	3,610	111.66%	-
ProfServ-Web Site Maintenance	3,224	3,224	3,253	100.90%	822
Auditing Services	3,000	3,000	3,325	110.83%	-
Postage and Freight	200	200	159	79.50%	8
Rentals & Leases	500	500	-	0.00%	-
Public Officials Insurance	2,729	2,729	2,729	100.00%	-
Printing and Binding	500	500	3	0.60%	-
Legal Advertising	1,000	1,000	1,585	158.50%	165
Misc-Assessment Collection Cost	11,965	11,965	11,605	96.99%	-
Misc-Contingency	50	50	83	166.00%	8
Office Supplies	125	125	-	0.00%	-
Annual District Filing Fee	175	175	175	100.00%	-
Total Administration	129,749	129,749	90,951	70.10%	5,117
Public Safety					
Contracts-Security Services	3,696	3,696	3,080	83.33%	308
Total Public Safety	3,696	3,696	3,080	83.33%	308
Electric Utility Services					
Electricity - Streetlights	23,000	23,000	18,347	79.77%	1,991
Utility Services	10,000	10,000	8,537	85.37%	1,057
Total Electric Utility Services	33,000	33,000	26,884	81.47%	3,048
Garbage/Solid Waste Services					
Utility - Refuse Removal	761	761	571	75.03%	63
Solid Waste Disposal Assessm.	825	825	908	110.06%	-

Statement of Revenues, Expenditures and Changes in Fund Balances

For the Period Ending July 31, 2023

ACCOUNT DESCRIPTION	ANNUAL ADOPTED BUDGET	AMENDED BUDGET	YEAR TO DATE ACTUAL	YTD ACTUAL AS A % OF AMENDED BUD	JUL-23 ACTUAL
Total Garbage/Solid Waste Services	1,586	1,586	1,479	93.25%	63
<u>Water-Sewer Comb Services</u>					
Utility Services	10,000	10,000	8,817	88.17%	1,468
Total Water-Sewer Comb Services	10,000	10,000	8,817	88.17%	1,468
<u>Flood Control/Stormwater Mgmt</u>					
Contracts-Aquatic Control	24,660	24,660	19,178	77.77%	2,178
Contracts-Aquatic Midge Mgmt	-	5,187	2,611	50.34%	-
Stormwater Assessment	894	894	885	98.99%	-
R&M-Storm Water - Pond	8,000	8,000	7,694	96.18%	-
Total Flood Control/Stormwater Mgmt	33,554	38,741	30,368	78.39%	2,178
<u>Field</u>					
R&M-Lake Bank Reserve	-	-	(4,280)	0.00%	-
Capital Outlay	-	-	4,280	0.00%	-
Total Field	-	-	-	0.00%	-
<u>Other Physical Environment</u>					
Contracts-Landscape	84,000	88,200	73,974	83.87%	7,387
Liability/Property Insurance	9,176	9,176	8,807	95.98%	-
R&M-Entry Feature	20,000	20,000	-	0.00%	-
R&M-Irrigation	7,000	7,000	2,986	42.66%	1,529
R&M-Mulch	13,320	13,320	1,440	10.81%	-
R&M-Plant&Tree Replacement	20,000	8,693	5,694	65.50%	-
Total Other Physical Environment	153,496	146,389	92,901	63.46%	8,916
<u>Capital Expenditures & Projects</u>					
Misc-Holiday Lighting	6,800	6,800	-	0.00%	-
Misc-Contingency	12,254	12,254	714	5.83%	-
Total Capital Expenditures & Projects	19,054	19,054	714	3.75%	-
<u>Road and Street Facilities</u>					
R&M-Bike Paths & Asphalt	1,200	1,200	-	0.00%	-
R&M-Parking Lots	1,200	1,200	-	0.00%	-
R&M-Sidewalks	15,000	15,000	-	0.00%	-
R&M-Pressure Washing	12,000	12,000	6,749	56.24%	-
Total Road and Street Facilities	29,400	29,400	6,749	22.96%	-
<u>Clubhouse, Parks and Recreation</u>					
ProfServ-Field Management	7,680	7,680	6,400	83.33%	640
Contracts-Mgmt Services	10,296	10,296	8,580	83.33%	858
Contracts-Pools	9,540	11,460	9,950	86.82%	995
Contractual Maint. Services	45,000	45,000	32,594	72.43%	8,465
Telephone/Fax/Internet Services	1,800	1,800	1,924	106.89%	192
R&M-Facility	2,500	2,500	3,506	140.24%	850

Statement of Revenues, Expenditures and Changes in Fund Balances

For the Period Ending July 31, 2023

ACCOUNT DESCRIPTION	ANNUAL ADOPTED BUDGET	AMENDED BUDGET	YEAR TO DATE ACTUAL	YTD ACTUAL AS A % OF AMENDED BUD	JUL-23 ACTUAL
R&M-Pools	7,000	7,000	9,099	129.99%	-
R&M Basketball Courts	7,000	7,000	-	0.00%	-
R&M-Playground	1,000	1,000	565	56.50%	-
Op Supplies - General	4,500	4,500	1,896	42.13%	85
Total Clubhouse, Parks and Recreation	96,316	98,236	74,514	75.85%	12,085
Reserves					
Reserve - Other	65,100	65,100	-	0.00%	-
Total Reserves	65,100	65,100	-	0.00%	-
TOTAL EXPENDITURES & RESERVES	574,951	574,951	336,457	58.52%	33,183
Excess (deficiency) of revenues					
Over (under) expenditures	-	-	286,907	0.00%	(30,870)
Net change in fund balance	\$ -	\$ -	\$ 286,907	0.00%	\$ (30,870)
FUND BALANCE, BEGINNING (OCT 1, 2022)	345,997	345,997	345,997		
FUND BALANCE, ENDING	\$ 345,997	\$ 345,997	\$ 632,904		

Statement of Revenues, Expenditures and Changes in Fund Balances

For the Period Ending July 31, 2023

ACCOUNT DESCRIPTION	ANNUAL ADOPTED BUDGET	AMENDED BUDGET	YEAR TO DATE ACTUAL	YTD ACTUAL AS A % OF AMENDED BUD	JUL-23 ACTUAL
REVENUES					
Interest - Investments	\$ 25	\$ 25	\$ 4,043	16172.00%	\$ 972
Special Assmnts- Tax Collector	437,163	437,163	437,163	100.00%	-
Special Assmnts- Discounts	(17,487)	(17,487)	(16,716)	95.59%	-
TOTAL REVENUES	419,701	419,701	424,490	101.14%	972
EXPENDITURES					
Administration					
Misc-Assessment Collection Cost	8,743	8,743	8,480	96.99%	-
Total Administration	8,743	8,743	8,480	96.99%	-
Debt Service					
Principal Debt Retirement A-1	180,000	180,000	180,000	100.00%	-
Principal Debt Retirement A-2	50,000	50,000	50,000	100.00%	-
Prepayments Series A-2	-	-	10,000	0.00%	-
Interest Expense Series A-1	130,128	130,128	130,128	100.00%	-
Interest Expense Series A-2	48,825	48,825	48,300	98.92%	-
Total Debt Service	408,953	408,953	418,428	102.32%	-
TOTAL EXPENDITURES	417,696	417,696	426,908	102.21%	-
Excess (deficiency) of revenues					
Over (under) expenditures	2,005	2,005	(2,418)	-120.60%	972
OTHER FINANCING SOURCES (USES)					
Contribution to (Use of) Fund Balance	2,005	2,005	-	0.00%	-
TOTAL FINANCING SOURCES (USES)	2,005	2,005	-	0.00%	-
Net change in fund balance	\$ 2,005	\$ 2,005	\$ (2,418)	-120.60%	\$ 972
FUND BALANCE, BEGINNING (OCT 1, 2022)	318,574	318,574	318,574		
FUND BALANCE, ENDING	\$ 320,579	\$ 320,579	\$ 316,156		

**Oak Creek
Community Development District**

Supporting Schedules

July 31, 2023

OAK CREEK

Community Development District

**Non-Ad Valorem Special Assessments - Pasco County Tax Collector
(Monthly Collection Distributions)
For the Fiscal Year Ending September 30, 2023**

						ALLOCATION BY FUND	
Date Received	Net Amount Received	Discount / (Penalties) Amount	Collection Costs	Gross Amount Received		General Fund	Debt Service Fund
Assessments Levied FY 2023				\$ 1,035,393		\$ 598,231	\$ 437,163
Allocation %				100%		58%	42%
11/15/22	\$ 43,087	\$ 1,832	\$ 879	\$ 45,798		\$ 26,461	\$ 19,337
11/21/22	37,365	1,589	763	39,716		22,947	16,769
11/25/22	74,480	3,167	1,520	79,167		45,741	33,426
11/07/22	7,090	401	145	7,635		4,411	3,224
12/02/22	676,970	28,770	13,816	719,555		415,745	303,810
12/09/22	76,658	3,259	1,564	81,482		47,079	34,403
12/20/22	6,427	263	131	6,821		3,941	2,880
01/12/23	5,475	161	112	5,748		3,321	2,427
02/07/23	10,271	286	210	10,767		6,221	4,546
03/17/23	12,614	147	257	13,018		7,522	5,497
04/13/23	17,101	-	349	17,450		10,082	7,368
05/10/23	1,911	(92)	39	1,858		1,074	785
06/15/23	6,269	(191)	300	6,378		3,685	2,693
				-		-	-
				-		-	-
TOTAL	\$ 975,718	\$ 39,591	\$ 20,085	\$ 1,035,393		\$ 598,231	\$ 437,163
% COLLECTED				100%		100%	100%
TOTAL O/S				\$ 1		\$ (0)	\$ (0)

Cash and Investment Report
July 31, 2023

<u>Account Name</u>	<u>Bank Name</u>	<u>Investment Type</u>	<u>Maturity</u>	<u>Yield</u>	<u>Balance</u>
<u>GENERAL FUND</u>					
Checking Account - Operating	BankUnited	Checking	n/a	0.00%	\$144,616 (1)
Checking Account - Operating	Valley Bank	Interest Checking	n/a	5.19%	401,775 (2)
Public Funds Money Market	BankUnited	Money Market	n/a	4.50%	92,086
Subtotal-General Fund					<u>\$638,476</u>
<u>DEBT SERVICE FUND</u>					
Series 2015 Acquisition Fund	US Bank	Commercial Paper	n/a	5.15%	\$7,988
Series 2015 Escrow A	US Bank	Commercial Paper	n/a	5.15%	\$20
Series 2015 Prepayment A-2	US Bank	Commercial Paper	n/a	5.15%	4,028
Series 2015 Reserve Fund A-1	US Bank	Commercial Paper	n/a	5.15%	153,927
Series 2015 Reserve Fund A-2	US Bank	Commercial Paper	n/a	5.15%	51,978
Series 2015 Revenue Fund A	US Bank	Commercial Paper	n/a	5.15%	95,498
Series 2015 Sinking Fund A-1	US Bank	Commercial Paper	n/a	5.15%	55
Series 2015 Sinking Fund A-2	US Bank	Commercial Paper	n/a	5.15%	15
Subtotal-Debt Service Fund					<u>\$313,509</u>
Total - All Funds					<u><u>\$951,986</u></u>

(1) \$1K to be paid to US Bank in July.

(2) Amount transferred from Bank United in June - \$400K

Oak Creek CDD

Bank Reconciliation

Bank Account No. 0130 Bank United GF
Statement No. 07-23
Statement Date 7/31/2023

G/L Balance (LCY)	142,755.91	Statement Balance	144,615.61
G/L Balance	142,755.91	Outstanding Deposits	0.00
Positive Adjustments	0.00		
		Subtotal	144,615.61
Subtotal	142,755.91	Outstanding Checks	1,859.70
Negative Adjustments	0.00	Differences	0.00
Ending G/L Balance	142,755.91	Ending Balance	142,755.91
Difference	0.00		

Posting Date	Document Type	Document No.	Description	Amount	Cleared Amount	Difference
Outstanding Checks						
5/25/2023	Payment	803	SAMUEL E. WATSON, JR	184.70	0.00	184.70
6/29/2023	Payment	818	HEAT WAVE PRESSURE WASHING LLC	825.00	0.00	825.00
7/14/2023	Payment	831	MATTHEW HEDRICK	850.00	0.00	850.00
Total Outstanding Checks.....				1,859.70		1,859.70

OAK CREEK

Community Development District

Payment Register by Fund
For the Period from 07/01/23 to 07/31/23
(Sorted by Check / ACH No.)

Fund No.	Date	Payee	Invoice No.	Payment Description	Invoice / GL Description	G/L Account #	Amount Paid
<u>GENERAL FUND - 001</u>							
CHECK # 823							
001	07/06/23	LANDSCAPE MAINTENANCE PROFESSIONALS	176704	TREE REMOVAL- FLUSH CUT	R&M-Plant&Tree Replacement	546170-53908	\$612.50
Check Total							\$612.50
CHECK # 824							
001	07/14/23	AQUA TRIANGLE 1 CORP	2280	JULY 2023 MONTHLY CLEANING SVCS	Contracts-Pools	534078-57231	\$995.00
Check Total							\$995.00
CHECK # 825							
001	07/14/23	BLUE WATER AQUATICS, INC	30319	JUNE 2023 MIDGE FLY CONTROL MGMNT	Contracts-Aquatic Control	534067-53801	\$373.00
001	07/14/23	BLUE WATER AQUATICS, INC	30320	JUNE 2023 POND/ WATERWAY TREATMENT	Contracts-Aquatic Control	534067-53801	\$1,805.00
Check Total							\$2,178.00
CHECK # 826							
001	07/14/23	BRLETIC DVORAK, INC	1155	ENGG SVC PROJECT JUNE 2023	ProfServ-Engineering	531013-51501	\$1,672.50
Check Total							\$1,672.50
CHECK # 827							
001	07/14/23	COMPLETE I.T. SERVICE & SOLUTIONS	11289	200 - CIT ACS PROX CARDS	ProfServ-Web Site Maintenance	531094-51301	\$700.00
Check Total							\$700.00
CHECK # 828							
001	07/14/23	GOLDEN EYE TECHNOLOGY, LLC	192JLY23	EXTERIOR CAMERAS MONITORING JULY 2023	Contracts-Security Services	534037-52001	\$308.00
Check Total							\$308.00
CHECK # 829							
001	07/14/23	INFRAMARK, LLC	97008	JUNE 2023 MGMNT SRVCS/RECORD STORAGE	ProfServ-Mgmt Consulting Serv	531027-51201	\$3,961.08
001	07/14/23	INFRAMARK, LLC	97008	JUNE 2023 MGMNT SRVCS/RECORD STORAGE	Postage and Freight	541006-51301	\$17.00
001	07/14/23	INFRAMARK, LLC	97008	JUNE 2023 MGMNT SRVCS/RECORD STORAGE	Contracts-Mgmt Services	534001-57231	\$858.00
001	07/14/23	INFRAMARK, LLC	97008	JUNE 2023 MGMNT SRVCS/RECORD STORAGE	ProfServ-Field Management	531016-57231	\$640.00
001	07/14/23	INFRAMARK, LLC	97008	JUNE 2023 MGMNT SRVCS/RECORD STORAGE	RECORD STORAGE FEE	549900-51301	\$8.33
Check Total							\$5,484.41
CHECK # 830							
001	07/14/23	LANDSCAPE MAINTENANCE PROFESSIONALS	176820	JULY 2023 MNTHLY MAINT/ADDENDUM #1	Contracts-Landscape	534050-53908	\$7,386.75
001	07/14/23	LANDSCAPE MAINTENANCE PROFESSIONALS	177164	REPAIRED MAIN LINE LEAK & CONTRL VALVE	R&M-Irrigation	546041-53908	\$533.76
001	07/14/23	LANDSCAPE MAINTENANCE PROFESSIONALS	177165	REPLACED 2 INCH CONTROL VALVE	R&M-Irrigation	546041-53908	\$582.49
Check Total							\$8,503.00
CHECK # 831							
001	07/14/23	MATTHEW HEDRICK	13657	NEW BLOWER MOTOR AND EVAPORATOR	R&M - Facility	546024-57231	\$850.00
Check Total							\$850.00
CHECK # 832							
001	07/14/23	TAMPA BAY TIMES	0000291003	AD FOR FY24 BUDGET/AFFIDAVIT MATERIAL	Legal Advertising	548002-51301	\$126.40
Check Total							\$126.40
CHECK # 833							
001	07/21/23	COMPLETE I.T. SERVICE & SOLUTIONS	11293	JULY 2023 GOOGLE FOR BUSINESS AND EMAIL	ProfServ-Web Site Maintenance	531094-51301	\$97.65
Check Total							\$97.65

OAK CREEK

Community Development District

Payment Register by Fund
For the Period from 07/01/23 to 07/31/23
(Sorted by Check / ACH No.)

Fund No.	Date	Payee	Invoice No.	Payment Description	Invoice / GL Description	G/L Account #	Amount Paid
CHECK # DD3738							
001	07/07/23	S2 HR SOLUTIONS 1C, LLC	202314-INIT ACH	PAY PERIOD ENDING 7/01/23	415-202314	534378-57231	\$2,552.32
Check Total							\$2,552.32
CHECK # DD3739							
001	07/25/23	FRONTIER FLORIDA LLC - ACH	070123-3175 ACH	SERVICE FROM 7/1/23 TO 7/31/23	Telephone/Fax/Internet Services	541009-57231	\$155.98
Check Total							\$155.98
CHECK # DD3740							
001	07/21/23	S2 HR SOLUTIONS 1C, LLC	202315-INIT ACH	PAY PERIOD ENDING 7/15/23	415-202315	534378-57231	\$2,908.21
Check Total							\$2,908.21
CHECK # DD3741							
001	07/22/23	Cardmember Service - ACH	062023 ACH	SUPPLIES/FACILITY MAINTENANCE	HOME DEPOT	552001-57231	\$51.68
001	07/22/23	Cardmember Service - ACH	062023 ACH	SUPPLIES/FACILITY MAINTENANCE	BIG JOHN'S	546024-57231	\$58.68
001	07/22/23	Cardmember Service - ACH	062023 ACH	SUPPLIES/FACILITY MAINTENANCE	WAL-MART	552001-57231	\$9.44
001	07/22/23	Cardmember Service - ACH	062023 ACH	SUPPLIES/FACILITY MAINTENANCE	BIG JOHN'S	546024-57231	\$117.60
001	07/22/23	Cardmember Service - ACH	062023 ACH	SUPPLIES/FACILITY MAINTENANCE	TOTAL WIRELESS	541009-57231	\$36.41
001	07/22/23	Cardmember Service - ACH	062023 ACH	SUPPLIES/FACILITY MAINTENANCE	HOME DEPOT	546024-57231	\$79.34
001	07/22/23	Cardmember Service - ACH	062023 ACH	SUPPLIES/FACILITY MAINTENANCE	HOME DEPOT	546024-57231	\$84.92
001	07/22/23	Cardmember Service - ACH	062023 ACH	SUPPLIES/FACILITY MAINTENANCE	HOME DEPOT	546024-57231	\$101.42
001	07/22/23	Cardmember Service - ACH	062023 ACH	SUPPLIES/FACILITY MAINTENANCE	HOME DEPOT	546024-57231	\$33.46
Check Total							\$572.95
CHECK # DD3742							
001	07/12/23	PASCO COUNTY UTILITIES SERVICES BRANCH - ACH	062023 ACH	SRVC FROM 5/9/23 - 6/8/23	Utility Services	543063-53601	\$1,467.99
Check Total							\$1,467.99
CHECK # DD3743							
001	07/12/23	WASTE CONNECTIONS OF FLORIDA - ACH	1449512W426 ACH	8/1/23 - 8/31/23 REFUSE REMOVAL	Utility - Refuse Removal	543020-53401	\$63.42
Check Total							\$63.42
CHECK # DD3744							
001	07/28/23	WITHLACOOCHEE RIVER ELECTRIC - ACH	071423 ACH	6/9/23 - 7/10/23 UTILITIES	Utility Services	543063-53100	\$1,056.72
001	07/28/23	WITHLACOOCHEE RIVER ELECTRIC - ACH	071423 ACH	6/9/23 - 7/10/23 UTILITIES	Electricity - Streetlighting	543013-53100	\$1,990.70
Check Total							\$3,047.42
Fund Total							\$32,295.75

SERIES 2015 DEBT SERVICE FUND - 202

CHECK # 834							
202	07/21/23	OAK CREEK C/O US BANK	071023-SERIES2015	TRANSFER FY23 ASSESSMENTS	Due from other funds	131000	\$1,378.83
Check Total							\$1,378.83
Fund Total							\$1,378.83

Total Checks Paid	\$33,674.58
--------------------------	--------------------

Chris Thompson

Blue Water Aquatics, Inc.

7/30/2023 | 26 Photos

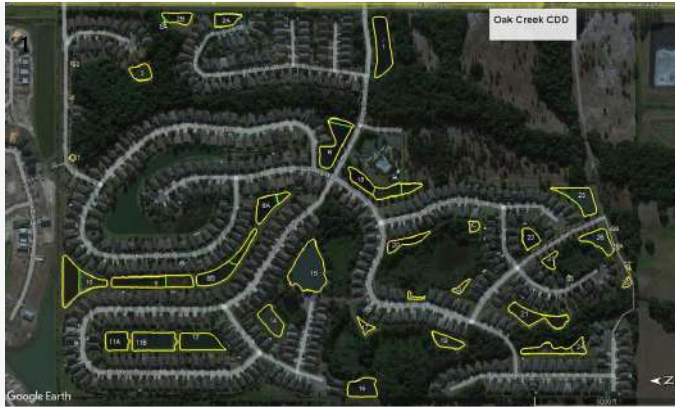


Oak Creek CDD



Inspection Report

According to the South West Florida Water Management District's monthly rainfall summary, there has been 7.16 inches of rain in Pasco County as of July 29th. Temperatures ranged from a high of 92 degrees to a low of 74 degrees. Water levels across the tri-county area are returning to normal. The sandy shorelines are no longer exposed on most ponds. With heavy rain comes nutrient runoff and potential algae blooms. Reducing the amount of nutrients washed into the storm water retention ponds is the most reliable way to reduce and eliminate algae blooms. A few practices that reduce nutrient runoff include limiting phosphorous based fertilizers, keeping grass clippings out of ponds, picking up dog waste, and using phosphorous free car wash soaps. Native plantings can also control algae by removing phosphorous and nitrogen from the water.



Pond Map

Date: 3/31/2023, 2:03pm

2



18

We treated for: Torpedo grass and water primrose. Routine spot spraying for nuisance and non-native vegetation will continue.

Date: 7/27/2023, 2:14pm

3



21

No issues this month. This pond looked particularly well this month.

Date: 7/27/2023, 1:30pm

4



12

These three ponds looked much better this month. There less grass clippings in the water which has helped to lower the amount of algae.

Date: 7/27/2023, 1:12pm

5



12

Some small patches of grass clippings were observed but overall it was better this month.

Date: 7/27/2023, 1:12pm

6



11B

We treated for: Torpedo grass. Routine spot spraying for nuisance and non-native vegetation will continue.

Date: 7/27/2023, 1:12pm

7



26B

In great shape.

Date: 7/27/2023, 1:29pm

8



21

The water control structure is in good condition and free of excess vegetation that could slow drainage.

Date: 7/27/2023, 1:30pm

9



21

The pictures is an example of the difference between water with grass clippings and without.

The water control structure is in good condition and free of excess vegetation that could slow drainage.

Date: 7/27/2023, 1:30pm

10



S6

The sump is clear of obstructions and operating as it should.

Date: 7/27/2023, 1:32pm

11



26

We treated for: Torpedo grass and alligator weed. Routine spot spraying for nuisance and non-native vegetation will continue.

Date: 7/27/2023, 1:32pm

12



26A

The sump is clear of obstructions and operating as it should.

Date: 7/27/2023, 2:02pm

13



26

The water control structure is in good condition and free of excess vegetation that could slow drainage.

Date: 7/27/2023, 1:32pm

14



S7

The sump is clear of obstructions and operating as it should.

Date: 7/27/2023, 1:32pm

15



15

Looking great. We treated for: Torpedo grass and water primrose. Routine spot spraying for nuisance and non-native vegetation will continue.

Date: 7/27/2023, 2:02pm

16



22

We are changing gears and trying a new product on this very difficult to control pond. We are attempting to bind up the phosphorous with a product called EutroSORB. One pound of phosphorous can fuel 500 pounds of algae.

Date: 7/27/2023, 1:53pm

17



EutroSORB WC is a proprietary aqueous blend of phosphate binding minerals that permanently inactivate phosphorus in the water column.

Date: 7/27/2023, 1:43pm

18



23

No algae this month.

Date: 7/27/2023, 1:54pm

19



23

No algae this month.

Date: 7/27/2023, 1:54pm

20



24

We continue to keep this pond free on jointed spike rush.

Date: 7/27/2023, 1:58pm

21



17

We treated for: Torpedo grass. Routine spot spraying for nuisance and non-native vegetation will continue.

Date: 7/27/2023, 2:01pm

22



8A

The water control structure is in good condition and free of excess vegetation that could slow drainage.

Date: 7/27/2023, 2:10pm

23



8A

No algae and beautiful native plants flourishing during the summer months.

Date: 7/27/2023, 2:10pm

24



16

No issues this month.

Date: 7/27/2023, 2:22pm

25



1

There was a fairly large amount of filamentous algae which blew into the NW corner of the pond. The pond was treated twice with copper based algicides.

Date: 7/27/2023, 2:16pm

26



1

The opposite shoreline was free of algae.

Date: 7/27/2023, 2:16pm



Aquatic Services Report

Technician

Doug Fitzhenry

Job Details

Service Date

7/7/2023

Customer

Oak Creek CDD

Weather Conditions

Cloudy

Wind

4SW

Temperature

93

Multiple Sites Treated

Yes



Ponds Treated Information

Repeatable - 2 Count

1 of 2

Pond Numbers

1 2a 2b s4 3 s3 s2 s1 10 9 8 8b 8a 6 18 20
c b a 22 25 23 26 s6 26a s7 26b 21 24 19
17 15v14 16 11a 11b 12

Service Performed

Treatment

Work Performed

☒ Grasses

Equipment Used

☒ ATV/UTV

☒ Backpack

Water Level

Medium

Restrictions

None

Observations/Recommendations

Sites treated for invasive growth

2 of 2

Pond Numbers

18 22 8a 8b 3 14 15 21

Service Performed

Treatment

Work Performed

☒ Algae

Equipment Used

☒ ATV/UTV

Aquatic Services Report

Water Level

Medium


Restrictions

None

Observations/Recommendations

Sites treated for filamentous algae. Sites 15, 21, 3, & 8b were treated for planktonic algae. Large amounts of grass clippings in the ponds are a major contributor to algae!

Pictures of Work Completed



Aquatic Services Report





Aquatic Services Report

Technician

Doug Fitzhenry

Job Details

Service Date

7/10/2023

Customer

Oak Creek CDD

Weather Conditions

Sunny

Wind

0

Temperature

87

Multiple Sites Treated

Yes



Ponds Treated Information

Repeatable - 3 Count

1 of 3

Pond Numbers

457

Service Performed

Treatment

Work Performed

☒ Grasses

Equipment Used

☒ ATV/UTV

Water Level

Medium

Restrictions

None

Observations/Recommendations

Site treated for invasive growth

2 of 3

Pond Numbers

18 9 8b

Service Performed

Treatment

Work Performed

☒ Grasses

Equipment Used

☒ ATV/UTV

Water Level

Medium

Restrictions

None



Aquatic Services Report

Observations/Recommendations

Sites treated for grasses in good vegetation

3 of 3

Pond Numbers

6 457 1

Service Performed

Treatment

Work Performed

☒ Algae

Equipment Used

☒ ATV/UTV

Water Level

Medium

Restrictions

None

Observations/Recommendations

Sites treated for algae



Aquatic Services Report

Technician

Doug Fitzhenry

Job Details

Service Date

7/18/2023

Customer

Oak Creek CDD

Weather Conditions

Partly Cloudy

Wind

2w

Temperature

89

Multiple Sites Treated

Yes



Ponds Treated Information

Repeatable - 2 Count

1 of 2

Pond Numbers

All

Service Performed

Treatment

Work Performed

☒ Grasses

Equipment Used

☒ ATV/UTV
☒ Backpack

Water Level

Medium

Restrictions

None

Observations/Recommendations

All sites treated for invasive growth

2 of 2

Pond Numbers

11a 11b 12 6 18 1 457

Service Performed

Treatment

Work Performed

☒ Algae

Equipment Used

☒ ATV/UTV

Water Level

Medium



Aquatic Services Report

Restrictions

None

Observations/Recommendations

Sites treated for algae



Blue Water Aquatics, Inc.

Aquatic & Environmental Services
5119 State Road 54 New Port Richey, FL 34652
(727)842-2100 www.BluewaterAquaticsinc.com

Page 1 of 2

Monday, July 31, 2023

11:51:39 AM

Aquatic Services Report

Technician

Chris Thompson

Job Details

Service Date	7/27/2023
Customer	Oak Creek CDD
Weather Conditions	Partly Cloudy
Wind	SW @ 3 mph
Temperature	87
Multiple Sites Treated	No
Pond Number	22
Service Performed	Treatment
Work Performed	<input checked="" type="checkbox"/> Algae
Equipment Used	<input checked="" type="checkbox"/> ATV/UTV
D/Oxygen	N/A
Water Level	Medium
Restrictions	None
Observations/Recommendations	I applied EutroSORB WC to bind phosphorous in the water column.
Pictures of Work Completed	

Aquatic Services Report





Blue Water Aquatics, Inc.

Aquatic & Environmental Services
5119 State Road 54 New Port Richey, FL 34652
(727)842-2100 www.BluewaterAquaticsinc.com

Page 1 of 3
Thursday, July 20, 2023
11:47:59 AM

Order report

Service details

Technician:

Doug Fitzhenry

Client:

Oak Creek CDD

Service Date

7/18/2023

Request Warranted

Yes

Action Taken

Treated with Green Clean Pro for algae

Service Date

7/18/2023

Customer

Oak Creek CDD

Weather Conditions

Sunny

Wind

2w

Temperature

89

Multiple Sites Treated

No



Ponds Treated Information

Repeatable - 1 Count

1 of 1

Pond Numbers

22

Service Performed

Treatment

Work Performed

☒ Algae

Equipment Used

☒ Backpack

Water Level

Medium

Restrictions


None

Observations/Recommendations

Site treated for algae

Pictures of Work Completed

Order report



Pond Number

22

Service Performed

Treatment

Work Performed

☒ Algae

Equipment Used

☒ Backpack

Water Level

Medium



Blue Water Aquatics, Inc.

Aquatic & Environmental Services

5119 State Road 54 New Port Richey, FL 34652

(727)842-2100 www.BluewaterAquaticsinc.com

Page 3 of 3

Thursday, July 20, 2023

11:47:59 AM

Order report

Restrictions

None

Observations/Recommendations

Site treated for algae

Chris Thompson

Blue Water Aquatics, Inc.

8/31/2023 | 23 Photos

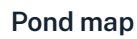


Oak Creek CDD



August Inspection Report

We had a total of 7.44 inches of rain in August, including hurricane Idalia. We are continuing to fight algae on pond 22 and 6. Pond 22 received another Eutrosorb treatment and is showing signs of improvement. The algae is thinning out along the bottom of the pond as it receives less available phosphorous to fuel growth. What you can see on the surface will continue to break down and become less noticeable. We cleaned off a few storm drains before the hurricane and performed routine maintenance this month.



Date: 3/31/2023, 2:02pm

Provisional Federal Summary through the midnight of August 31, 2021

Table Summary by Region									
	August 1 through August 6, 2020			August 7 through August 13, 2020			October 20 through October 26, 2020		
	Month or Date	Monthly Average	Percent of Average	Year to Date	Calendar Year Average	Percent of Calendar Year Average	Calendar Year Average	Percent of Calendar Year Average	Percent of Calendar Year Average
Arkansas	7.00	4.04	57.8%	22.44	94.00	415%	26.44	117.2%	45%
California	7.00	4.04	57.8%	22.44	94.00	415%	26.44	117.2%	45%
Colorado	7.00	4.04	57.8%	22.44	94.00	415%	26.44	117.2%	45%
Connecticut	7.00	4.04	57.8%	22.44	94.00	415%	26.44	117.2%	45%
Delaware	7.00	4.04	57.8%	22.44	94.00	415%	26.44	117.2%	45%
Florida	7.00	4.04	57.8%	22.44	94.00	415%	26.44	117.2%	45%
Georgia	7.00	4.04	57.8%	22.44	94.00	415%	26.44	117.2%	45%
Hawaii	7.00	4.04	57.8%	22.44	94.00	415%	26.44	117.2%	45%
Idaho	7.00	4.04	57.8%	22.44	94.00	415%	26.44	117.2%	45%
Illinois	7.00	4.04	57.8%	22.44	94.00	415%	26.44	117.2%	45%
Indiana	7.00	4.04	57.8%	22.44	94.00	415%	26.44	117.2%	45%
Iowa	7.00	4.04	57.8%	22.44	94.00	415%	26.44	117.2%	45%
Kansas	7.00	4.04	57.8%	22.44	94.00	415%	26.44	117.2%	45%
Kentucky	7.00	4.04	57.8%	22.44	94.00	415%	26.44	117.2%	45%
Louisiana	7.00	4.04	57.8%	22.44	94.00	415%	26.44	117.2%	45%
Maine	7.00	4.04	57.8%	22.44	94.00	415%	26.44	117.2%	45%
Maryland	7.00	4.04	57.8%	22.44	94.00	415%	26.44	117.2%	45%
Massachusetts	7.00	4.04	57.8%	22.44	94.00	415%	26.44	117.2%	45%
Michigan	7.00	4.04	57.8%	22.44	94.00	415%	26.44	117.2%	45%
Minnesota	7.00	4.04	57.8%	22.44	94.00	415%	26.44	117.2%	45%
Mississippi	7.00	4.04	57.8%	22.44	94.00	415%	26.44	117.2%	45%
Missouri	7.00	4.04	57.8%	22.44	94.00	415%	26.44	117.2%	45%
Montana	7.00	4.04	57.8%	22.44	94.00	415%	26.44	117.2%	45%
Nebraska	7.00	4.04	57.8%	22.44	94.00	415%	26.44	117.2%	45%
Nevada	7.00	4.04	57.8%	22.44	94.00	415%	26.44	117.2%	45%
New Hampshire	7.00	4.04	57.8%	22.44	94.00	415%	26.44	117.2%	45%
New Jersey	7.00	4.04	57.8%	22.44	94.00	415%	26.44	117.2%	45%
New Mexico	7.00	4.04	57.8%	22.44	94.00	415%	26.44	117.2%	45%
New York	7.00	4.04	57.8%	22.44	94.00	415%	26.44	117.2%	45%
North Carolina	7.00	4.04	57.8%	22.44	94.00	415%	26.44	117.2%	45%
North Dakota	7.00	4.04	57.8%	22.44	94.00	415%	26.44	117.2%	45%
Ohio	7.00	4.04	57.8%	22.44	94.00	415%	26.44	117.2%	45%
Oklahoma	7.00	4.04	57.8%	22.44	94.00	415%	26.44	117.2%	45%
Oregon	7.00	4.04	57.8%	22.44	94.00	415%	26.44	117.2%	45%
Pennsylvania	7.00	4.04	57.8%	22.44	94.00	415%	26.44	117.2%	45%
Rhode Island	7.00	4.04	57.8%	22.44	94.00	415%	26.44	117.2%	45%
South Carolina	7.00	4.04	57.8%	22.44	94.00	415%	26.44	117.2%	45%
South Dakota	7.00	4.04	57.8%	22.44	94.00	415%	26.44	117.2%	45%
Tennessee	7.00	4.04	57.8%	22.44	94.00	415%	26.44	117.2%	45%
Texas	7.00	4.04	57.8%	22.44	94.00	415%	26.44	117.2%	45%
Utah	7.00	4.04	57.8%	22.44	94.00	415%	26.44	117.2%	45%
Vermont	7.00	4.04	57.8%	22.44	94.00	415%	26.44	117.2%	45%
Virginia	7.00	4.04	57.8%	22.44	94.00	415%	26.44	117.2%	45%
Washington	7.00	4.04	57.8%	22.44	94.00	415%	26.44	117.2%	45%
West Virginia	7.00	4.04	57.8%	22.44	94.00	415%	26.44	117.2%	45%
Wisconsin	7.00	4.04	57.8%	22.44	94.00	415%	26.44	117.2%	45%
Wyoming	7.00	4.04	57.8%	22.44	94.00	415%	26.44	117.2%	45%

SWFWMD Provisional Rainfall Summary for August

Date: 9/1/2023, 6:00am

A photograph of a pond with three yellow arrows pointing to specific areas of vegetation along the shoreline. The arrows are positioned at different points along the edge, likely indicating areas of interest for the study. The background shows a residential area with houses and trees under a clear blue sky.

Before: We removed several fast growing *Sesbania* plants from the wetland.

Date: 8/24/2023, 8:52am

A photograph of a pond with dense green vegetation in the foreground and a line of trees and houses in the background under a clear blue sky.

After

Date: 8/24/2023, 9:02am

5



6

Before

Date: 8/24/2023, 10:05am

6



6

After

Date: 8/24/2023, 10:07am

7



26

We treated for: Torpedo grass and water primrose. Routine spot spraying for nuisance and non-native vegetation will continue.

Date: 8/24/2023, 10:38am

8



S6

The water control structure is in good condition and free of excess vegetation that could slow drainage.

Date: 8/24/2023, 10:38am

9

**26B**

No issues.

Date: 8/24/2023, 10:39am

10

**S7**

No issues

Date: 8/24/2023, 10:39am

11

**25**

We treated for: Torpedo grass and water primrose. Routine spot spraying for nuisance and non-native vegetation will continue.

Date: 8/24/2023, 10:40am

12

**22**

We performed another Eutrosorb treatment which will continue to bind up phosphorous which will ultimately lead to less algae.

Date: 8/24/2023, 10:42am

13



24

We treated for: Torpedo grass. Routine spot spraying for nuisance and non-native vegetation will continue.

Date: 8/24/2023, 10:43am

14



19

No grass clippings this month.

Date: 8/24/2023, 11:38am

15



8A

No algae. The littoral shelf is healthy and free of invasives.

Date: 8/24/2023, 11:42am

16



8A

The water control structure is in good condition and free of excess vegetation that could slow drainage.

Date: 8/24/2023, 11:42am

17

**8B**

The water control structure is in good condition and free of excess vegetation that could slow drainage.

Date: 8/24/2023, 11:42am

18

**8B**

White egret looking for breakfast

Date: 8/24/2023, 11:43am

19

**8A**

Aeration was not operating during inspection of ponds.

Date: 8/24/2023, 11:44am

20

**457**

We treated for: Torpedo grass. Routine spot spraying for nuisance and non-native vegetation will continue.

Date: 8/24/2023, 11:56am



457

Date: 8/24/2023, 11:56am



457

Date: 8/24/2023, 11:56am



2A

Excellent condition. No algae and lots of fish.

Date: 8/24/2023, 12:01pm



Aquatic Services Report

Technician

Doug Fitzhenry

Job Details

Service Date

8/8/2023

Customer

Oak Creek CDD

Weather Conditions

Sunny

Wind

2sw

Temperature

91

Multiple Sites Treated

Yes



Ponds Treated Information

Repeatable - 4 Count

1 of 4

Pond Numbers

All

Service Performed

Treatment

Work Performed

☒ Grasses

Equipment Used

☒ ATV/UTV

Water Level

Medium

Restrictions

None

Observations/Recommendations

All sites treated for invasive growth

2 of 4

Pond Numbers

11a 11b 12 457 8a s1 1 6 18 22 21 14

Service Performed

Treatment

Work Performed

☒ Algae

Equipment Used

☒ ATV/UTV

Water Level

Medium

Restrictions

None

Aquatic Services Report

Observations/Recommendations

Sites treated for algae

3 of 4

Pond Numbers

457 8a

Service Performed

Treatment

Work Performed

☒ Floating

Equipment Used

☒ ATV/UTV

Water Level

Medium

Restrictions

None

Observations/Recommendations

Sites treated for duckweed

4 of 4

Pond Numbers

22

Service Performed

Treatment

Work Performed

☒ Algae

Equipment Used

☒ ATV/UTV

Water Level

Medium

Restrictions

None

Observations/Recommendations

Site treated for algae



Aquatic Services Report

Technician

Doug Fitzhenry

Job Details

Service Date

8/21/2023

Customer

Oak Creek CDD

Weather Conditions

Sunny

Wind

2e

Temperature

88

Multiple Sites Treated

Yes



Ponds Treated Information

Repeatable - 2 Count

1 of 2

Pond Numbers

All

Service Performed

Treatment

Work Performed

☒ Grasses

Equipment Used

☒ ATV/UTV

Water Level

Medium

Restrictions

None

Observations/Recommendations

All sites treated for invasive growth

2 of 2

Pond Numbers

1 6 18 22 11a 11b 12 457

Service Performed

Treatment

Work Performed

☒ Algae

Equipment Used

☒ ATV/UTV

Water Level

Medium

Restrictions

None



Aquatic Services Report

Observations/Recommendations

Sites treated for algae



Aquatic Services Report

Technician

Chris Thompson

Job Details

Service Date

7/27/2023

Customer

Oak Creek CDD

Weather Conditions

Partly Cloudy

Wind

0

Temperature

90

Multiple Sites Treated

Yes



Ponds Treated Information

Repeatable - 1 Count

1 of 1

Pond Numbers

11A,11B,12

Service Performed

Treatment

Work Performed

☒ Other

Equipment Used

☒ ATV/UTV

D/Oxygen

N/A

Water Level

Medium

Restrictions

None

Observations/Recommendations

There was a significant decline in flying adults this visit. The grasses along the shoreline were well kept. Keeping the grass short will help immensely. The traps had a low level of midges and mosquitos. We applied a larviciding oil to the ponds and larviciding pellets to the water.

Pictures of Work Completed

Aquatic Services Report



The grass is nice and short.



Trap 1



Trap 2



Aquatic Services Report

Technician

Chris Thompson

Job Details

Service Date	8/24/2023
Customer	Oak Creek CDD
Weather Conditions	Sunny
Wind	W @ 3 mph
Temperature	90
Multiple Sites Treated	No
Pond Number	11A, 11B, 12
Service Performed	Treatment
Work Performed	<input checked="" type="checkbox"/> Midge Fly / Mosquito Control
Equipment Used	<input checked="" type="checkbox"/> ATV/UTV
D/Oxygen	N/A
Water Level	Normal
Restrictions	None
Observations/Recommendations	<p>The flying midge are isolated to 4 backyard screen enclosures along the east shoreline. We tried to make contact with the homeowners to receive permission to treat their property but were unable to reach anyone during the day. The midges rest on the screens during the day to cool themselves in the shade. We can easily get ride of them by treating the screens with an adulticide. We applied an organic larviciding oil to all three ponds and 5lbs of larviciding pellets. The trap count was low but I think that is due to the numerous tree frogs that have made the traps their home.</p>

Pictures of Work Completed

Aquatic Services Report



Trap 1



Trap 2